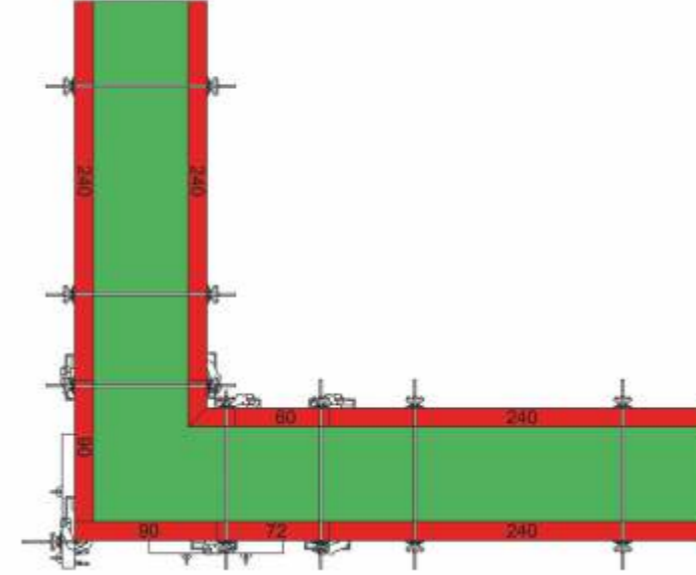


Tasario Kalıp / Tasario Formwork



Mertim İnşaat / Kırıkkale



690	540	390	240	240
720	570	420	270	
750	600	450	300	240
780	630	480	330	
810	660	510	360	240

The table displays a grid of 20 different formwork panel configurations. Each panel is shown with its dimensions and the internal bracing pattern. The panels are arranged in a 5x4 grid. The dimensions of the panels are: 690, 540, 390, 240 (top row); 720, 570, 420, 270 (second row); 750, 600, 450, 300 (third row); 780, 630, 480, 330 (fourth row); 810, 660, 510, 360 (bottom row). The height of the panels is 240 units. The internal bracing patterns are shown in red and black lines.



Köprü perdeleri ve yüksek projelerde hızlı döküm imkanı sunar. Kalıp projeye göre oluşturulduktan sonra tek parça olarak diğer döküm yerine taşınır. Avantajı yüksek perdelerde kalıbindemonte edilmeden çoklu döküme imkan sağlamasıdır. Ayrıca az malzeme kullanımı ile pratik ve emniyetli şekilde beton döküm imkanı sunar.

Bridge curtains and high projects faster casting opportunities sunar. Kalıp by the project has been created as one piece the other cast instead moved. Advantages of high curtains kalıbindemonte being multi-casting facilities that allow. In addition, less material use and the practical and safe way concrete offer. (yanlışlık

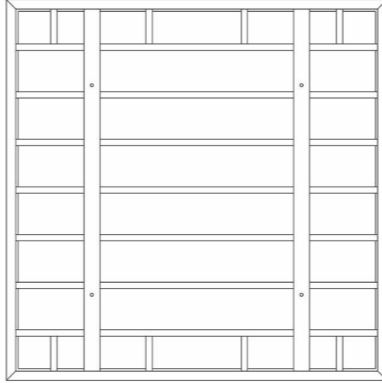
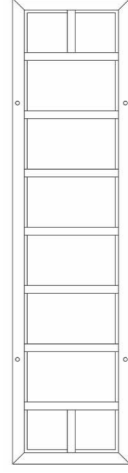

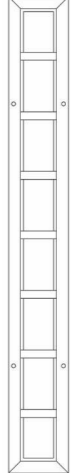

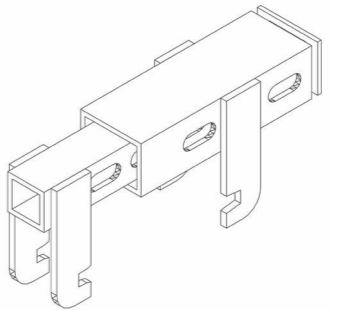



Mertim İnşaat / Kırıkkale



Mertim İnşaat / Kırkkale

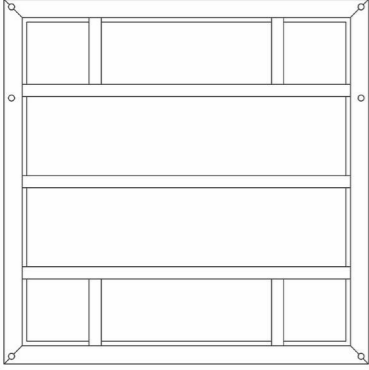
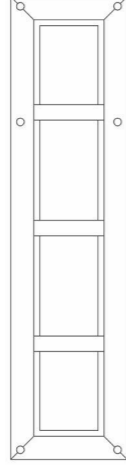
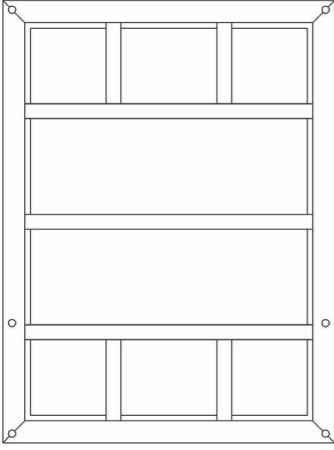
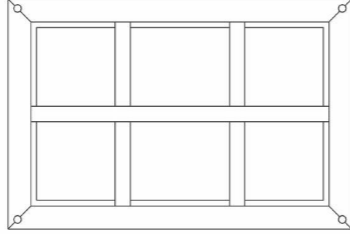
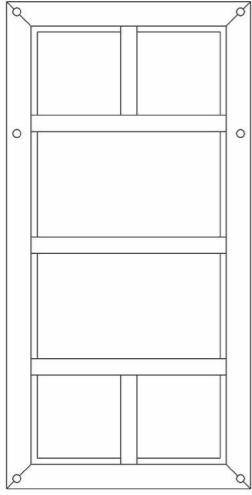
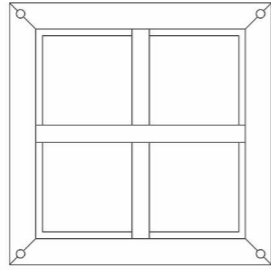


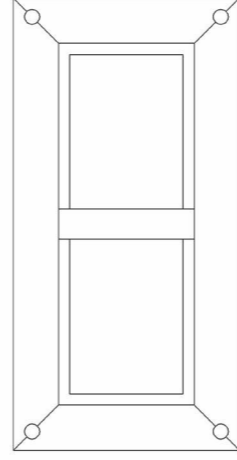
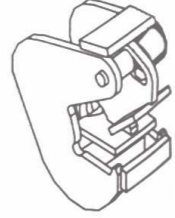
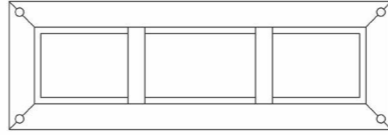
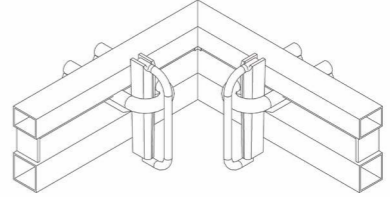
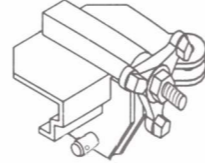
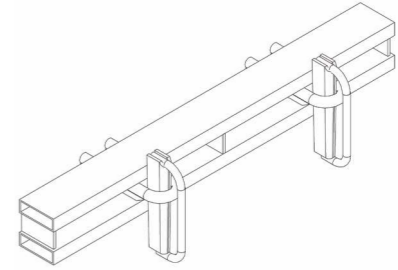
	Referans No. Reference No.	Boy (mt) Length (mt)	Ağırlık (kg) Weight (kg)		Referans No. Reference No.	Boy (mt) Length (mt)	Ağırlık (kg) Weight (kg)		
240x240 Pano / Panel 240x240	TS 100	240x240	291.0		60x240 Pano / Panel 60x240	TS 103	60x240	71.00	
120x240 Pano / Panel 120x240	TS 101	120x240	141.50		30x240 Pano / Panel 30x240	TS 104	30x240	35.5	
90x240 Pano / Panel 90x240	TS 102	90x240	106.00		Kilit / Alignment Coupler	TS 105 TS 106	- -	2.75 3.50	



Tasario Kalıp Teknik Özellikler /

Tasario Formwork Technical Data

	Referans No. Reference No.	Boy (mt) Length (mt)	Ağırlık (kg) Weight (kg)		Referans No. Reference No.	Boy (mt) Length (mt)	Ağırlık (kg) Weight (kg)
<p>120x120 Pano / Panel 120x120</p> 	TS 107	120x120	51.70	<p>120x30 Pano / Panel 120x30</p> 	TS 110	120x30	17.00
<p>120x90 Pano / Panel 120x90</p> 	TS 108	120x90	50.75	<p>60x90 Pano / Panel 60x90</p> 	TS 111	60x90	30.80
<p>120x60 Pano / Panel 120x60</p> 	TS 109	120x60	34.00	<p>60x60 Pano / Panel 60x60</p> 	TS 111	60x60	23.50

	Referans No. Reference No.	Boy (mt) Length (mt)	Ağırlık (kg) Weight (kg)		Referans No. Reference No.	Boy (mt) Length (mt)	Ağırlık (kg) Weight (kg)
<p>60x30 Pano / Panel 60x30</p> 	TS 113	30x30	14.10	<p>Vinç Askı Takımı / Lifting Hook</p> 	TS 116	-	7.00
<p>30x90 Pano / Panel 30x90</p> 	TS 114	30x90	-	<p>İç Köşe Kuşak / Protection Waler</p> 	TS 117	-	-
<p>Payanda Kafası / Prop Connector</p> 	TS 115	-	3.20	<p>Kuşak / Compensation Waler</p> 	TS 118	0.85	12.50