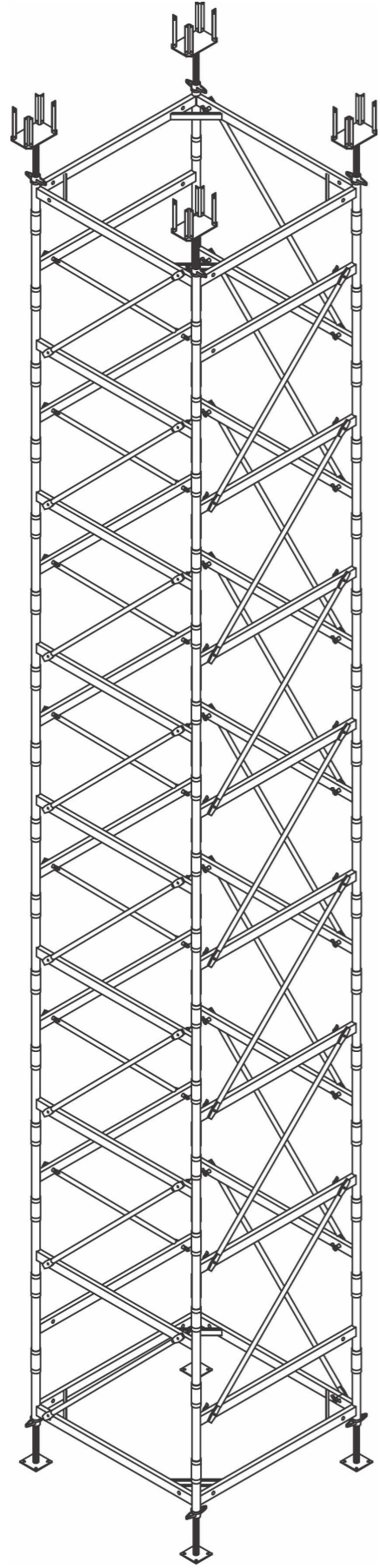


Kule Tipi İskele / Stacking Tower

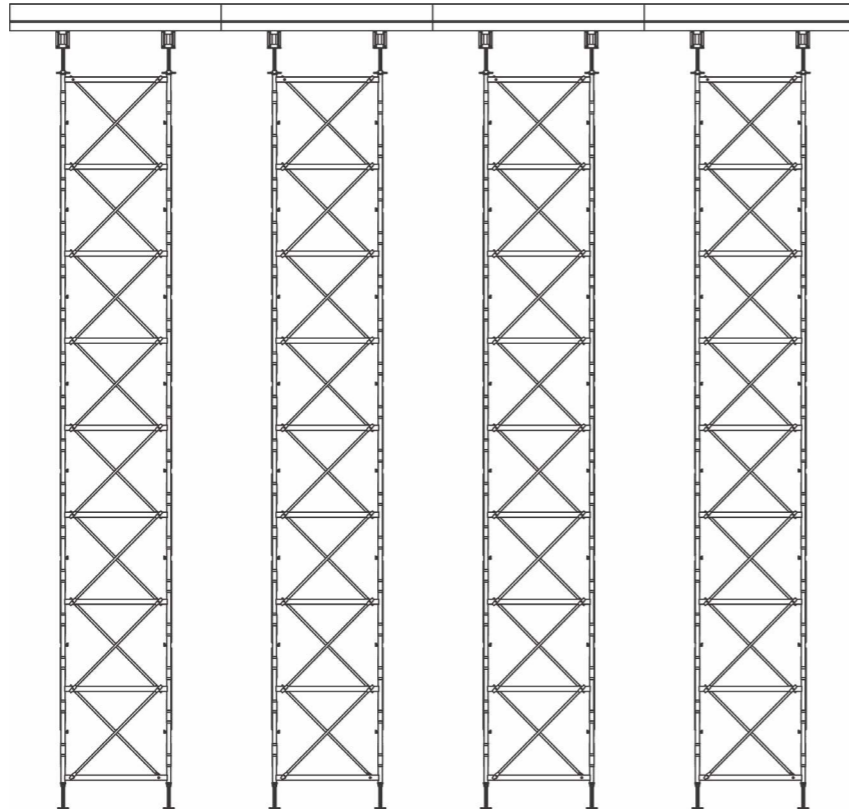


Kule tipi iskele, pratik bir döşeme kalıp sistemidir. Döşeme altında taşıyıcı iskele olarak kullanılır ve kule şeklinde kurulur.

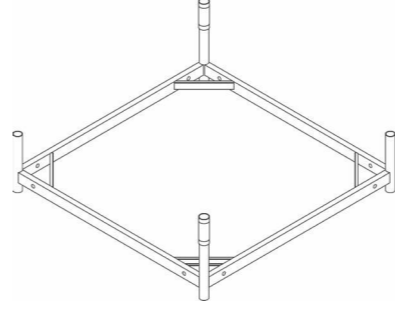

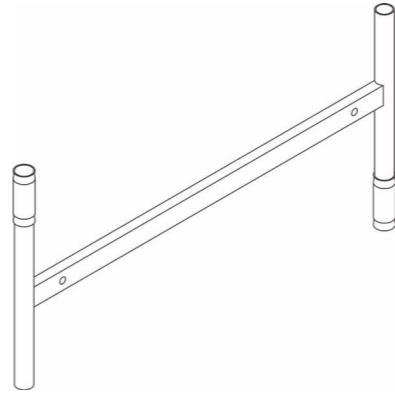
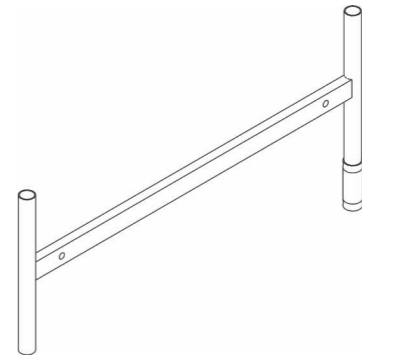
H elemanların birbirine geçmesiyle pratik bir şekilde kurulur.

Tower system is a practical formwork system for shoring. It is used for carrying the slabs and installed in the form of tower.

Tower system is installed practically with intertwining of H components each other.



Teknik Özellikler / Technical Data

	Referans No. Reference No.	Boy (mt) Length (mt)	Ağırlık (kg) Weight (kg)		Referans No. Reference No.	Boy (mt) Length (mt)	Ağırlık (kg) Weight (kg)		
Kare Kafes / Base Head Frame	KT 100	1,00	16,50		Çapraz Kol / Diagonal Strut	KT 103	-	2,40	
H Kafes / Stacking Frame	KT 101	1,00	6,50		Bitiş Elemanı / End H Frame	KT 104	1,00	6,50	
Güvenlik Kıskaçı / Safety Strap	KT 102	-	0,20	